



TS318-1B0814

Thermopile Sensor

SPECIFICATIONS

Thermopile IR-Sensor
For Contactless Temperature Measurement
Single Element
Small Package for Ear Thermometer
High Signal
Flat Filter
Accurate Reference Sensor

Thermopiles are mainly used for contactless temperature measurement in many applications. Their function is to transfer the heat radiation emitted from the objects into a voltage output.

FEATURES

High Signal

Ni-RTD Reference Sensor

Small TO-18 Package

8-14 μ m Band Pass Filter for measurement distances >0.5m

APPLICATIONS

Pyrometers (general)

Industrial Pyrometers

ABSOLUTE MAXIMUM RATINGS

Parameter	Symbol	Min	Typical	Max	Unit	Description
Storage Temperature	T _S	-20	+20	+85	°C	permanent
Storage Temperature	T _S	-20	+20	+100	°C	non permanent

PERFORMANCE SPECS

Parameter	Symbol	Value	Unit	Condition
Operating Ambient Temperature	T _{Amb}	-20 to +85	°C	permanent
Operating Ambient Temperature	T _{Amb}	-20 to +100	°C	non permanent
Package		TO-18		
Absorber Area	A	0.8 × 0.8	mm ²	
Thermopile Resistance	R _{TP}	70 ± 30	k Ω	T _{Amb} = +25°C
Temperature Coefficient of Thermopile Resistance	TCR _{TP}	-0.06 ± 0.04	%/K	T _{Amb} = +25°C to +75°C
Voltage Response	V _{TP}	5.0 ± 1.3	mV	T _{Amb} = +25°C, T _{Obj} = +100°C, DC, totally filled field of view
Temperature Coefficient of Voltage Response	TCV _{TP}	-0.45 ± 0.08	%/K	T _{Amb} = +25°C to +75°C
Noise Equivalent Voltage	NEV	34	nV/Hz ^{1/2}	T _{Amb} = +25°C
Rise Time	τ_{63}	12 ± 5	ms	
Ambient Temperature Sensor		Ni-RTD		
Ambient Temperature Sensor Resistance	R _{Ni-RTD}	1000 ± 4	Ω	T _{Amb} = 0°C
Temperature Coefficient of Ni-RTD	TC _{Ni-RTD}	6178 ± 150	ppm/K	T _{Amb} = 0°C to +100°C

TYPICAL PERFORMANCE CURVES

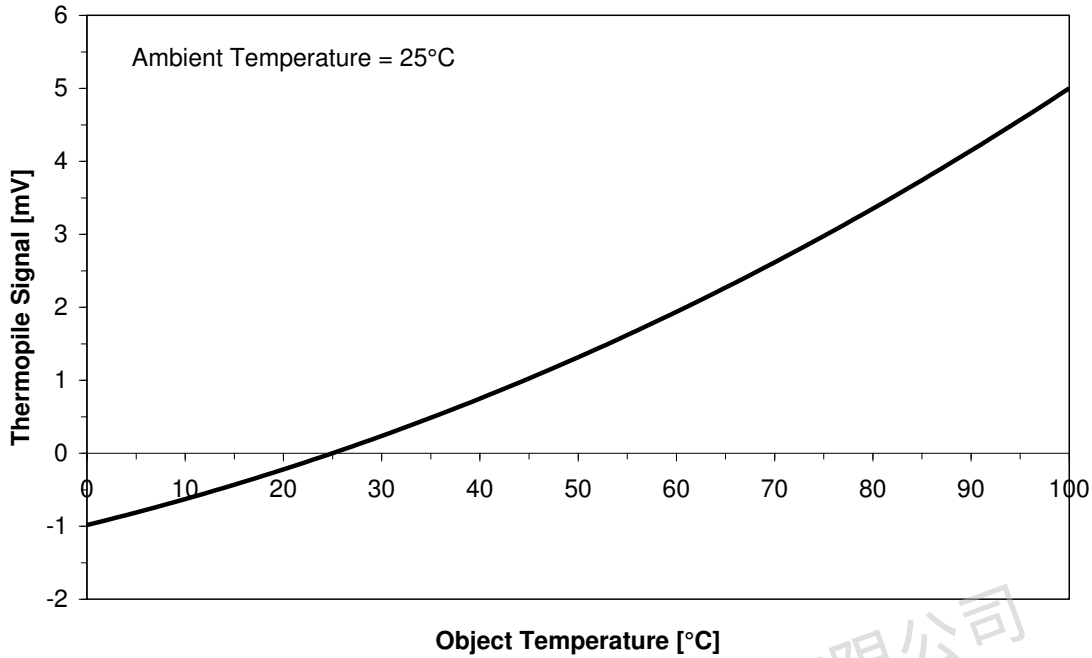


Figure 1: Thermopile signal versus object temperature at 25°C ambient temperature

OPTICAL CHARACTERISTICS

Parameter	Symbol	Value	Unit	Description
Field of View	FOV	110	deg	at 50% of maximum signal

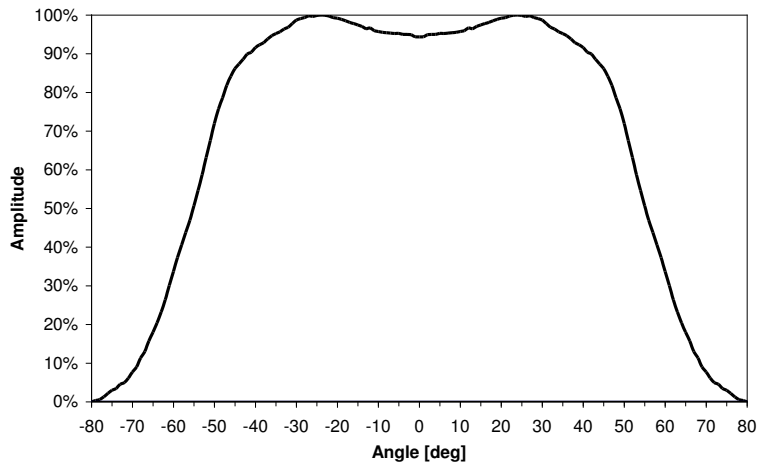


Figure 2: Field of View Curve

FILTER CHARACTERISTICS

Parameter	Symbol	Value	Unit	Description
Transmission Range	BBP	8-14	μm	Broad Band Pass
Transmission	T _{9 ... 13μm}	≥ 75.0	%	at 9 ... 13μm

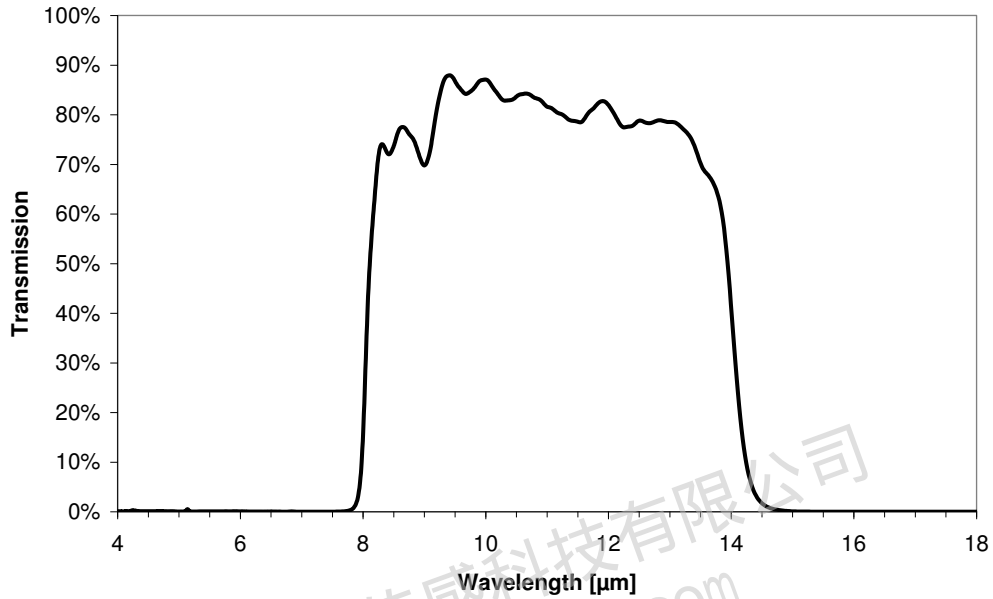


Figure 3: Filter transmission curve

ELECTRICAL CONNECTIONS

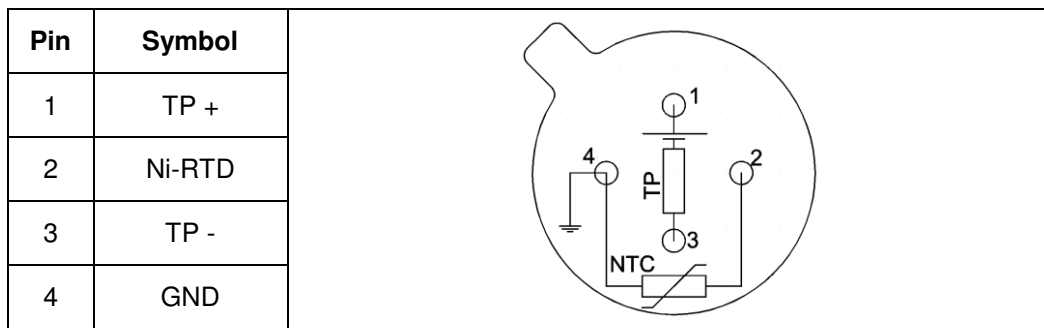


Figure 4: Electrical connections - bottom view of thermopile

MECHANICAL DIMENSIONS

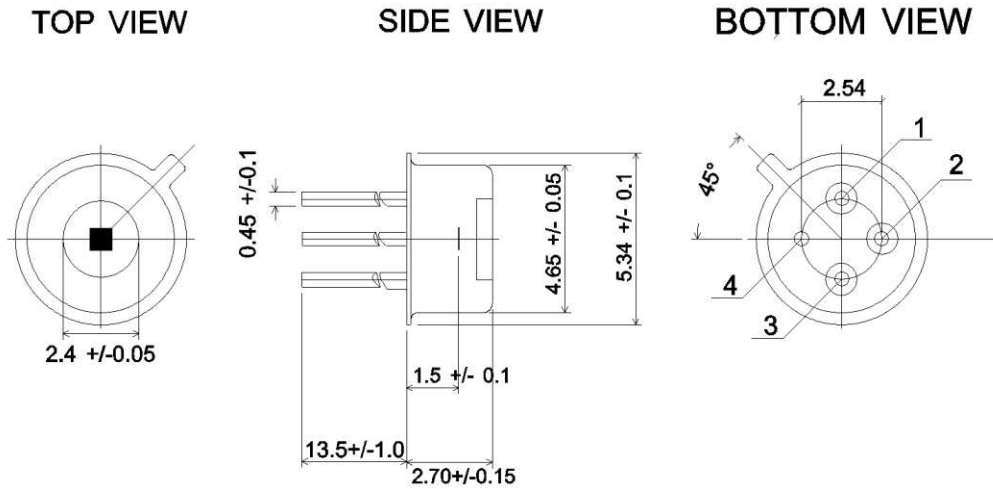


Figure 5: Mechanical dimensions of thermopile

ORDERING INFORMATION

Part Description	TS318-1B0814
Part No.	G-TPCO-031

广州工控传感科技有限公司

电话: 400-822-6658

邮箱: gzgk@foxmail.com

网址: www.gkmems.com

地址: 广州市天河区珠江西路15号16层