



## EPL

### SPECIFICATIONS

- ◆ **Miniature surface mount**
- ◆ **Stainless steel diaphragm**
- ◆ **Easy mounting**

The EPL is a surface mount pressure sensor with a stainless steel diaphragm. Available in ranges from 5 to 1000 psi (0.35 to 70 bar), EPL is easy to install on flat surfaces using elastomer or epoxy. Various compensated temperature ranges are available from -40°C up to 90°C.

## FEATURES

- ◆ Ranges 0-5 to 1,000 psi (0-0.35 to 70 bar)
- ◆ Resonant frequency 40 to 350 KHz
- ◆ CE approved

## APPLICATIONS

- ◆ Chemical processing
- ◆ Automotive test benches
- ◆ General test lab measurements

## STANDARD RANGES

Pressure ranges		Pressure Reference			Pressure Limit	Resonant Frequency <sup>(1)</sup> (nom.)	Output "FSO" (nom.)	CNL&H (%FSO)	Thermal Zero Shift "TZS" (/50°C)
(BAR)	(PSI)	gage (type1)	sealed (type2)	abs. (type3)					
0.35	5	◆	◆	◆	10 x FS	B0 = 60 KHz D1 = 40 KHz	10 mV 25 mV	± 1%	± 1mV
0.7	10	◆	◆	◆	5 x FS	B0 = 60KHz D1 = 40 KHz	20 mV 50 mV	± 1%	± 1mV
1.5	25	◆	◆	◆	3 x FS	B0 = 60 KHz D1 = 40KHz	50 mV 75 mV	± 1%	± 1mV
3.5	50	◆	◆	◆	2 x FS	60 KHz	100 mV	± 1%	± 1.5 % FSO
7	100	◆	◆	◆	2 x FS	65 KHz	125 mV	± 0.5 %	± 1.5 % FSO
15	250	◆	◆	◆	2 x FS	85 KHz	125 mV	± 0.5 %	± 1.5 % FSO
35	500	◆	◆	◆	2 x FS	120 KHz	125 mV	± 0.5 %	± 1.5 % FSO
70	1K	◆	◆	◆	2 x FS	170 KHz	125 mV	± 0.5 %	± 1.5 % FSO

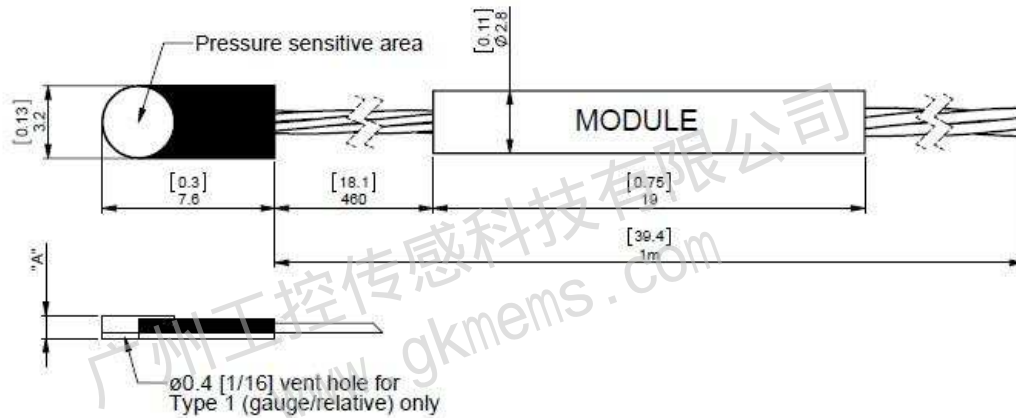
Note 1: useful frequency is 20% of Resonant Frequency

PERFORMANCE SPECIFICATIONS

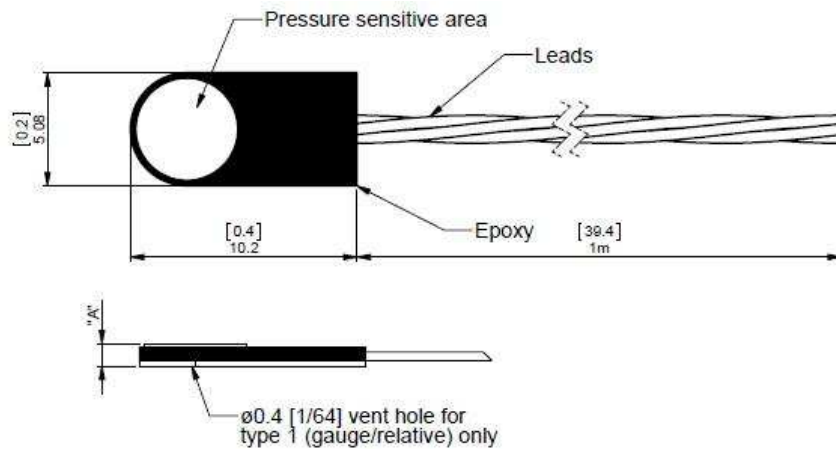
PARAMETERS	VALUES	NOTES
Supply Voltage	10 VDC	See option table for other Voltages
Input Resistance	1200Ω □ nom.	
Output Resistance	350Ω □ nom.	
Non-Repeatability	± 0.25 % FSO	
Thermal Sensivity Shift "TSS"	±2%/50°C	
Operating Temperature	-40°C to 120°C	
Compensated temperature	20°C to 80°C	See option table for other Temperatures
Zero Offset at 23°C	± 10 mV	
CE conformance according to	EN 61010-1, EN 50081-1, EN 50082-1	

DIMENSIONS

EPL-B0



EPL-D1

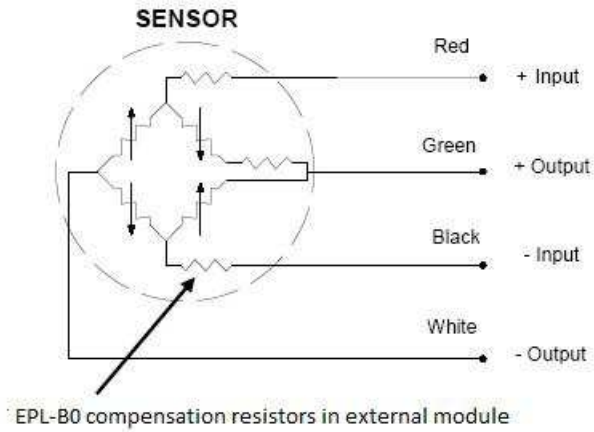


Note : EPL-D1 is internally compensated (no external module)

Dim : mm ( inches)

FS	Dim. "A"
0.35 to 35 bar (5 to 500 psi)	1.02 mm (.04")
70 bar (1k psi)	1.65 mm (.065")

CONNECTIONS



OPTIONS AND ACCESSORIES

OPTIONS	CODES	DESCRIPTIONS
Compensated Temperature Ranges	Z0	-40°C to 20°C
	Z1	-20°C to 40°C
	Z2	0°C to 60°C
	Z4	40°C to 90°C
	Z*	Non-standard, contact MEAS
Supply Voltage	V00	Replace "00" with Voltage between 1 and 10. If less than 10, Sensitivity FSO will decrease accordingly
	V*	Non-standard Excitation with standard FSO and non-standard TSS, contact MEAS
Special Cable Length	L00F	Replace "00" with total length in feet
	L00M	Replace "00" with total length in meters
Special Module Location For EPL-B0	M00F	Replace "00" with distance between sensor and module in feet.
	M00M	Replace "00" with distance between sensor and module in meters.
Connector Wired to Leads or Cable	C	Microtech type male or equivalent (w/o mate)
	R	RJ Telephone type male (w/o mate)

ORDERING INFORMATION

Model	-	Body	Pres. Ref.	-	Range & Unit		-	/Options
EPL	-	B0 D1	1 = Gauge 2 = Sealed 3 = Absolute	-	0.35B 0.7B 1.5B 3.5B 7B 15B 35B 70B	5P 10P 25P 50P 100P 250P 500P 1KP	-	/Z0, Z1, Z2, Z4 or Z* /V1 thru V10 or V* /L00F or L00M /M00F or M00M /C or R

Example of model construction: EPL-B01-7B-/Z1/V5/L3M/M2M

广州工控传感科技有限公司  
www.gkmems.com

广州工控传感科技有限公司

电话: 400-822-6658

邮箱: gzgk@foxmail.com

网址: www.gkmems.com

地址: 广州市天河区珠江西路15号16层